

Actions



Grade 6

Name : _____

Group : _____


Commission scolaire de Saint-Hyacinthe

Acknowledgements to Sylvie Fortier and H el ene Laforest - 2012


Conseill ere p edagogique Tanja Vaillancourt

Series No 1



1.
Fall





I / he / she / it / they





2.
Run





3.
Come



4.
Walk




5. Go



I / he / she / it / they



Four horizontal lines for writing.

6. Whisper





Four horizontal lines for writing.

7. Listen



Four horizontal lines for writing.


8. Talk



Four horizontal lines for writing.

Series No 2


9.
Move



I / he / she / it / they


Four horizontal lines for writing, contained within a rounded rectangular box.

10.
Cry





Four horizontal lines for writing, contained within a rounded rectangular box.

11.
Laugh





Four horizontal lines for writing, contained within a rounded rectangular box.

12.
Scream



Four horizontal lines for writing, contained within a rounded rectangular box.


13.
Scare



I / he / she / it / they


Four horizontal lines for writing.

14.
Sing




Four horizontal lines for writing.

15.
Clap



Four horizontal lines for writing.

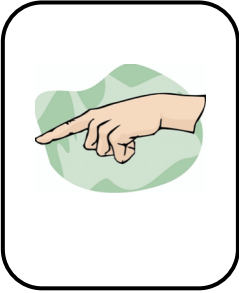
16.
Study



Four horizontal lines for writing.

Series No 3

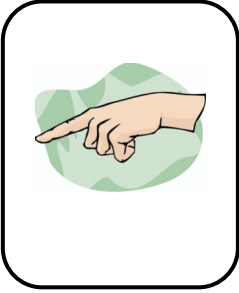
17.
Climb



I / he / she / it / they

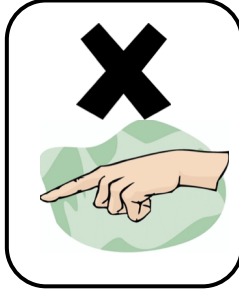
Four horizontal lines for writing.

18.
Read



Four horizontal lines for writing.

19.
Write




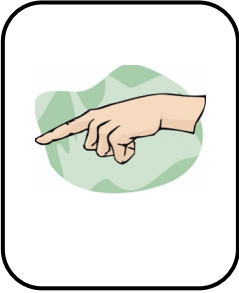
Four horizontal lines for writing.

20.
Sell



Four horizontal lines for writing.

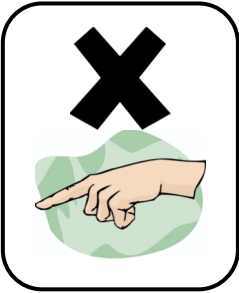
21.
Buy



I / he / she / it / they

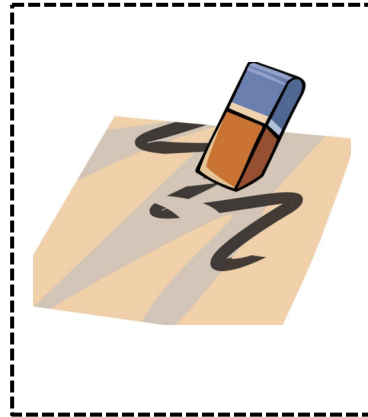
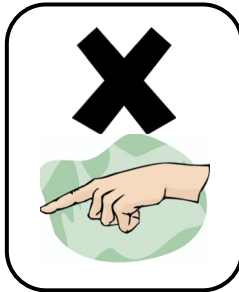
Four horizontal lines for writing.

22.
Wait




Four horizontal lines for writing.

23.
Erase



Four horizontal lines for writing.


24.
Draw



Four horizontal lines for writing.

Series No 4


25.
Clean



I / he / she / it / they


Four horizontal lines for writing.

26.
Mix



Four horizontal lines for writing.

27.
Give




Four horizontal lines for writing.

28.
Set



Four horizontal lines for writing.


29.
Serve



I / he / she / it / they


Four horizontal lines for writing.

30.
Cook




Four horizontal lines for writing.

31.
Drink



Four horizontal lines for writing.

32.
Eat



Four horizontal lines for writing.

Series No 5

33.
Yawn



I / he / she / it / they


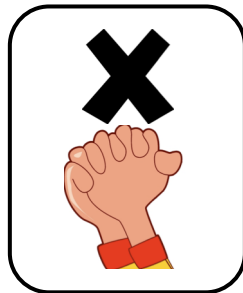
Four horizontal lines for writing.

34.
Sleep



Four horizontal lines for writing.

35.
Wake up




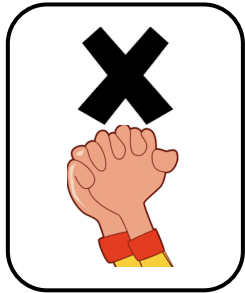
Four horizontal lines for writing.

36.
Get up



Four horizontal lines for writing.

37.
Stretch

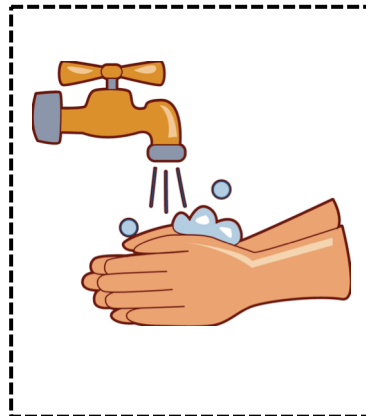



I / he / she / it / they

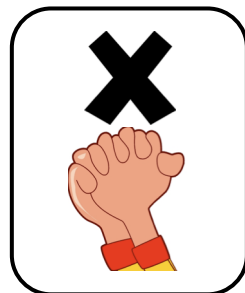
38.
Scratch



39.
Wash



40.
Dry



Series No 6

41.
Swim



I / he / she / it / they

42.
Hide



43.
Put



44.
Take



45.
Skate



I / he / she / it / they

46.
Fly



47.
Drive



48.
Ride



Series No 7

49.
Throw



I / he / she / it / they


50.
Catch



51.
Keep




52.
Score



53.

Pass




I / he / she / it / they

Four horizontal lines for writing.

54.


Hit



Four horizontal lines for writing.

55.

Play



Four horizontal lines for writing.


56.

Build



Four horizontal lines for writing.


57.
Look at



I / he / she / it / they

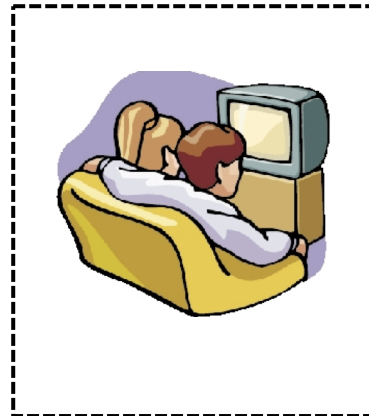
Four horizontal lines for writing.

58.
Touch




Four horizontal lines for writing.

59.
Watch



Four horizontal lines for writing.

60.
Put on



Four horizontal lines for writing.

61.
Take off

~~Right~~
Now

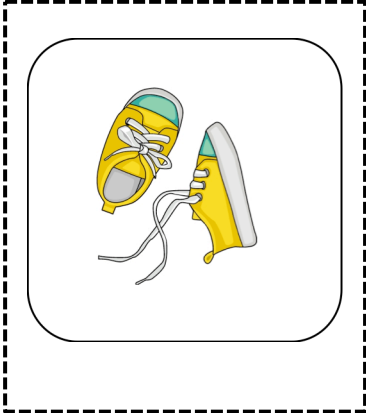


I / he / she / it / they

Four horizontal lines for writing.

62.
Tie


Right
Now



Four horizontal lines for writing.

63.
Show


~~Right~~
Now



Four horizontal lines for writing.

64.
Make


Right
Now



Four horizontal lines for writing.

65.
Bring

**Right
Now**

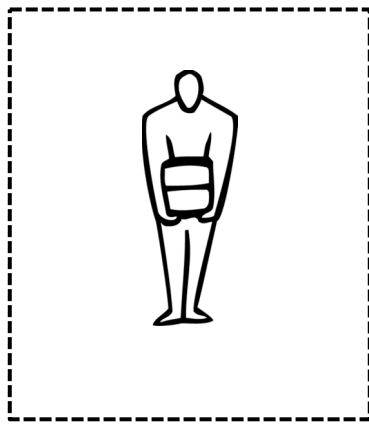


I / he / she / it / they

Four horizontal lines for writing.

66.
Carry


**Right
Now**



Four horizontal lines for writing.

67.
Pull


**Right
Now**



Four horizontal lines for writing.

68.
Push

**Right
Now**



Four horizontal lines for writing.

69.
Drop

~~Right~~
Now



I / he / she / it / they

Four horizontal lines for writing.

70.
Break

Right
Now



Four horizontal lines for writing.

71.
Repair

~~Right~~
Now



Four horizontal lines for writing.



72.
Cut

Right
Now





Four horizontal lines for writing.



I / he / she / it / they





Four horizontal lines for writing.



Four horizontal lines for writing.



Four horizontal lines for writing.



Four horizontal lines for writing.